







YOUR JOURNEY STARTS HERE

TABLE OF CONTENTS



| | |
|---|------------------------|
| 4 | Style Guide |
| 14 | Inspiration |
|  32 | Pavers & Slabs |
|  80 | Walls |
|  106 | Fire Features |
|  116 | Accessories |
|  132 | Product Specifications |



48

Lafitt Rustic Slab

NOTE: Belgard® can not guarantee printed color swatches will match actual product. All colors shown are approximate representations of the standard product. Actual colors may vary slightly due to batch variances and environmental conditions at time of photography. Actual sizes may vary by region. Please contact your local Belgard representative for accurate samples, availability and pricing.

60



Urbana Stone


96



Ashlar Tandem Wall



Holland Stone



Marina Coping



119

TIMELESS & TRENDING





THE ESSENCE OF OUTDOOR LIVING.

The primary goal in designing an outdoor living room is to create a space that invites you to spend time outdoors. Whether you enjoy entertaining large groups or prefer an intimate space for curling up with a good book, Belgard® is your source for patio designs that bring the outdoors to life.



Follow Belgard on Pinterest at
[Pinterest.com/Belgard](https://www.pinterest.com/Belgard)

**RANDOM EDGE
SILHOUETTES ARE
RETURNING TO FOCUS IN
CONTEMPORARY WAYS**

Pictured: Mega-Arbel Patio Slab



NATURAL CONNECTION. CONTEMPORARY FOCUS.



**ENTANGLEMENT
BETWEEN PAVERS
AND NATURAL
LANDSCAPES IS A
GROWING DESIGN TREND.**

Pictured: Turfstone

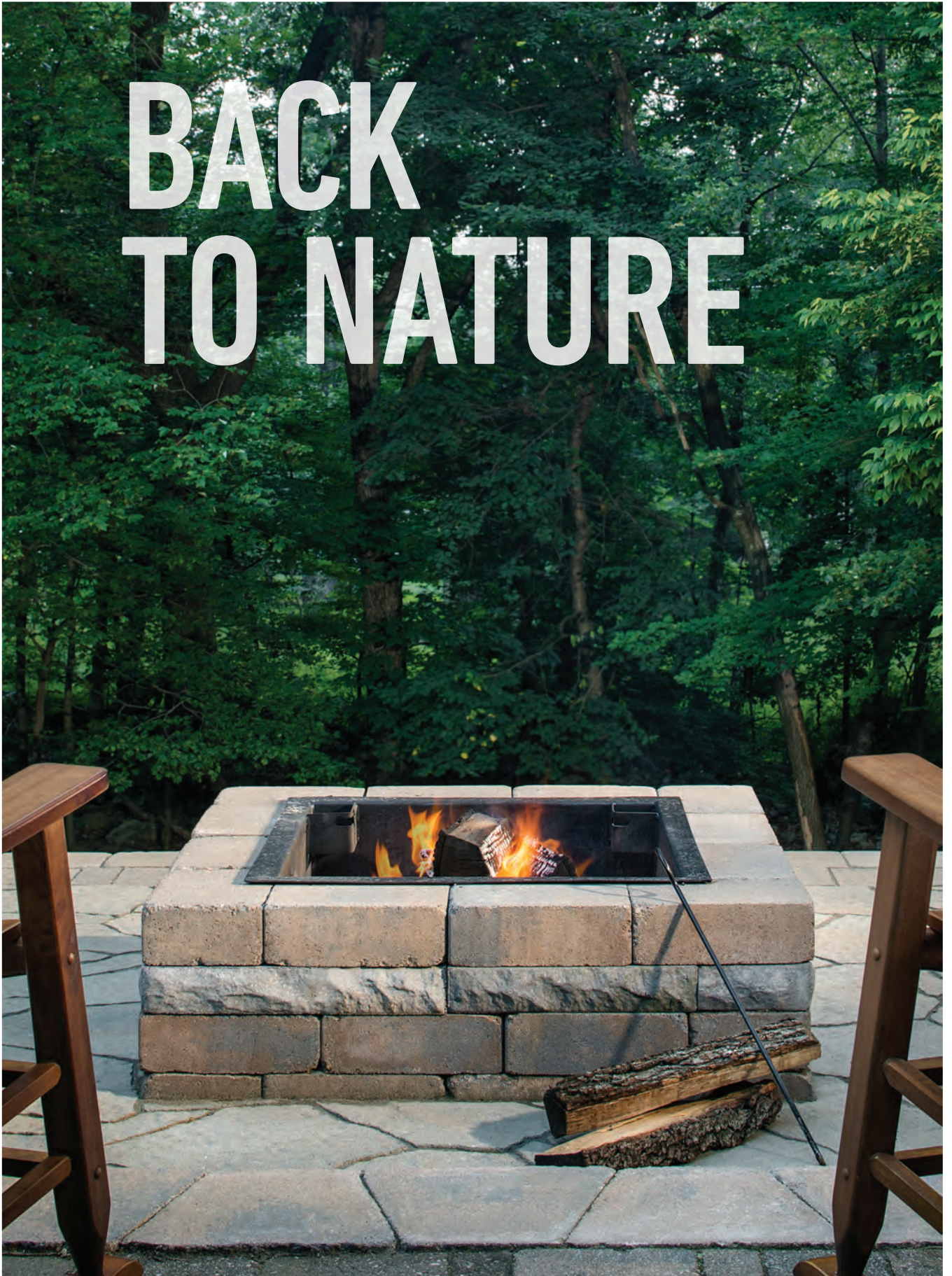


**ESCAPE TO
THE ELEMENTS**

Current nature-led trends are inspired by blending raw nature and earthen landscapes with the contemporary built environment. This evolution adds a more organic, rugged and imperfect aesthetic.

*Pictured: Custom
Weston Stone Fire Pit
Mega-Arbel Patio Slab*

BACK TO NATURE



STYLISH ROOMSCAPES





DISPLAY YOUR VIEW. NO FRAME REQUIRED.

*Pictured: Dublin Cobble Circle, Country Manor Wall
and Mega-Arbel Patio Slab*



STAY INSPIRED.
SEE MORE ROOMSCAPES
@ PINTEREST.COM/BELGARD

LIVE WITHOUT BOUNDARIES

Outdoor settings become rooms without roofs – no longer just dining areas on decks. Create outdoor social spaces to entertain, work, play and relax.








Pictured: Holland Stone



FINE DINING ONLY A FEW STEPS AWAY

Pictured: Bergerac, Old York & Weston Stone

BLENDS

| | | | | | |
|------------------|---|---|----------------------|---------------------|---|
| | CONCRETE PAVERS | PORCELAIN | | SLATE/RUSTIC |  |
| AUTUMN |  |  | AFRICAN STONE | | |
| TOSCANA |  |  | ISLAND | | |
| VICTORIAN |  |  | RIVER | | SCULPTED |
| RIO |  |  | CHARCOAL | |  |
| | | | | | COBBLED |
| | | | | |  |

COLORS

SOLIDS

| | | | | | |
|---------------------|---|---|----------------------------|--|---|
| GRAY |  |  | CHARCOAL | | |
| CREMA LUNA |  |  | CREMO DELICATO | | |
| PIERRE BLEUE |  |  | PIERRE BLEUE SABLÉE | | DIMPLED |
| | | | | |  |
| | | | | | SMOOTH/GRANA |
| | | | | |  |


Not all products are available in all colors or textures. Refer to your Belgard Representative for product availability.

TEXTURES

TRENDING & TIMELESS TIP

GO 'GREIGE'

The year's most sought after neutral isn't going out of style any time soon. Its beauty is in its versatility. The addition of gray to beige creates a richer hue that can work in a cool or warm color scheme, meaning your hardscapes will continue to coordinate with evolving styles.



STANDARD



DISTRESSED



TUMBLED

SCALE



4" X 8"
HOLLAND STONE

15 7/8" X 20 1/16"
MEGA-ARBEL®



12" X 3"
MODULE LINE SERIES®

5" X 11 13/16"
AGILINA™ PLANK



6" X 9"
CATALINA®



Old York



PROVIDE VERTICAL INTEREST

Pictured: Ashlar Tandem Column Kit, Moduline (banding), and Esplanade cap



STAY INSPIRED.
SEE MORE BORDER INSPIRATION
@ PINTEREST.COM/BELGARD



DEFINE YOUR SPACE

Incorporating multiple styles is a great way to segment your outdoor living areas into rooms without roofs. Adding a sleek border with a more natural stone, like in the image at right, creates the cozy feeling of a hearth rug in front of the fireplace.

Pictured: Highland Stone, Lafitt Paver, Holland Stone (border) and Mega-Arbel Patio Slab (hearth rug)



CREATE A WARM WELCOME

BREAK FROM THE NORM

Pictured: Belair Wall 2.0, Lafitt Rustic Slab and Holland Stone (borders & banding)



MIX TEXTURES

From sleek contemporary to the look of cut slate Belgard offers a variety of textures to play with. Go for a monochrome look, like in the image at right, to maximize the tactile experience without overwhelming the eye.

Pictured: Lafitt Grana, Mega-Arbel Patio Slab (walkway) and Old World Paver (border)



ADD ACCENTS TO MAKE THE ORDINARY EXTRAORDINARY

Pictured: Moduline Series



BORDERS & BANDING

LET US
INSPIRE YOU.





Pictured: Urbana Stone, Bristol Fireplace & Wood Boxes and Mega-Arbel Patio Slab

MAKE A SPLASH





LEFT
Urbana Stone

BOTTOM
Dublin Cobble

OPPOSITE
Lafitt Rustic Slab

PAVERS COPING WALLS

Whether bringing new life to an old pool or installing a new one, Belgard® pavers and wall products can help you create stunning poolscapes that go beyond the water's edge to connect all of your outdoor spaces into one flowing design.





TOP
Lafitt Rustic Slab
Marina Coping

OPPOSITE
Dublin Cobble



RIGHT
Bordeaux Fireplace
Tandem Wall

BOTTOM
Weston Stone Fire Pit

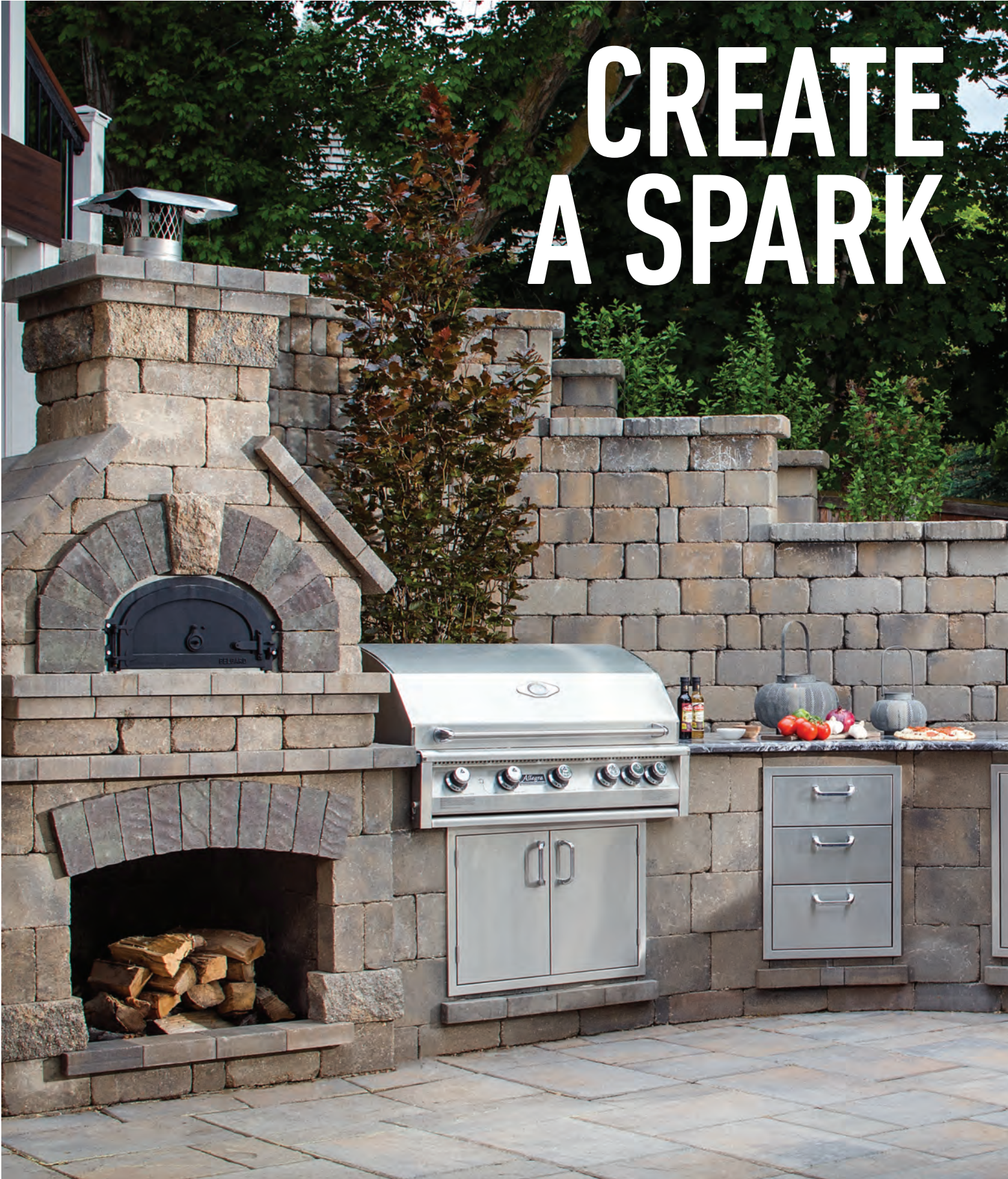
OPPOSITE
Bristol Brick Oven
Lafitt Rustic Slab



COZY UP ENTERTAIN MAKE MEMORIES

With Belgard®, you can create outdoor living rooms that become the hub of activity for your family. Imagine roasting marshmallows over a crackling fire or cuddling up on a cool fall evening in front of the hearth. Now that's living.

CREATE A SPARK







TOP

Bristol Brick Oven
Belgard Elements Grill Island & Kitchen
Belair Wall 2.0
Mega-Lafitt

OPPOSITE

Brighton Fireplace & Wood Box
Belgard Elements Grill Island
Holland Stone
Dublin Cobble Circle Kit

BUILD IT UP





LEFT
Diamond Pro Straight Face
Mega-Arbel

BOTTOM
Ashlar Tandem
Belair Wall Cap

OPPOSITE
Weston Stone
Dublin Cobble

GARDEN WALLS PLANTER BEDS RETAINING WALLS

Upgrading your outdoor space isn't just about what's under your feet. Creating a true outdoor living oasis provides spaces to congregate, cook, laugh and play. Turn a sloping backyard into a tiered garden bed with retaining walls, or provide ample seating around a fire pit. With Belgard®, the possibilities are endless.





TOP
Belair Wall 2.0
Lafitt Rustic Slab

OPPOSITE
Ashlar Tandem Wall
Urbana Stone



RIGHT
Urbana Stone

BOTTOM
Old World Paver

OPPOSITE
Mega-Arbel



INNOVATION EXPERTISE INSPIRATION

Our purpose is to make outside your kind of beautiful. This goes beyond turning creativity and craftsmanship into lasting outdoor spaces. It means bringing your vision to life, together. Because with Belgard® you get more than just beautiful products, you get a partner to help you every step of the way.

TAKE THE NEXT STEP







TOP
Cambridge Cobble

OPPOSITE
Urbana Stone

PAVERS & SLABS

34
Avalon Slate

NEW **35**
Belgian Cobble®

36
Cambridge Cobble®

38
Catalina Grana®

40
Dublin Cobble®

42
Dublin Cobble®
Circle Kit

44
Holland Stone

46
Lafitt® Grana Slab

48
Lafitt® Rustic Slab

50
Mega-Arbel®

52
Mega-Lafitt®

54
Moduline Series®

56
Old World Paver™

58
Plaza Paver

60
Urbana® Stone

PERMEABLE

62
Aqua Roc™ 

NEW **64**
Aqua Dublin® 

65
Eco Dublin® 

66
Turfstone™ 

PORCELAIN

68
Ardesie

70
Noon

72
Sundeck

NEW **74**
Turin

NEW **75**
Verona

76
Unico

78
Porcelain Veneer

LEGEND



WALKWAYS



PATIOS



POOLS



DRIVEWAYS



PERMEABLE

PAVERS + SLABS

CLASSIC CONTEMPORARY STONE TEXTURE

Create eye-catching walkways, patios and driveways that express your personal sense of style. Belgard® pavers are strong, durable and environmentally friendly, helping you create beautiful spaces that will stand the test of time. You pick the look.

**WE'LL PAVE
THE WAY**



Pictured: Urbana Stone

OLD WORLD PAVER

AVALON SLATE

PAVERS




The dimensional texture of Avalon Slate offers the natural look of cut slate. This three-piece system is available in two different sizes to suit a variety of design needs.



Product represents texture and color, not size.

AVAILABLE COLORS



Autumn



Toscana



Victorian



Dark Charcoal
(only available in 6 x 9)


Also available in:
Aspen and Rio.

SHAPES & SIZES

3-Piece Large 60mm



6 x 12 x 2 $\frac{3}{8}$




9 x 12 x 2 $\frac{3}{8}$



12 x 12 x 2 $\frac{3}{8}$

Border Stone*



6 x 9 x 2 $\frac{3}{8}$

*6 x 9 available in Dark Charcoal border.

NEW

BELGIAN COBBLE®

PAVERS

Belgian Cobble creates picturesque walkways, driveways, patios and poolscaped with a multi-piece system that looks like natural stone pulled from the bed of a mountain creek. Belgian Cobble can be installed as either a standard or permeable paver system.



Contact your Belgard sales rep for color options. Allow for lead-time.

SHAPES & SIZES

Multi-Piece 60mm



Variable x 2 $\frac{3}{8}$

CAMBRIDGE COBBLE®

PAVERS



The versatile Cambridge Cobble offers a tailored, architectural look with gently rounded corners and a domed pillowtop surface. The subtle color combinations and multiple pattern options make it ideal for crafting intricate designs.



AVAILABLE COLORS



Autumn



Rio



Toscana




Victorian



Dark Charcoal
(6 x 9 Border Stone Only)

SHAPES & SIZES

Square 60mm



6 x 6 x 2 $\frac{3}{8}$

Rectangle* 60mm



6 x 9 x 2 $\frac{3}{8}$

Large Rectangle 60mm



9 x 12 x 2 $\frac{3}{8}$

*6 x 9 available in Dark Charcoal border.



Toscana

CATALINA GRANA[®]


PAVERS




Catalina Grana offers crisp, clean lines and a smooth, linear surface that's fully ADA compliant and creates an eye-catching contemporary look that's ideal for high-traffic areas.




AVAILABLE COLORS




Autumn




Gray



Rio



Toscana



Victorian



Dark Charcoal
(6 x 9 Border
Stone Only)

Also available in: Aspen.

SHAPES & SIZES

3-Piece Large 60mm



6 x 12 x 2³/₈



9 x 12 x 2³/₈



12 x 12 x 2³/₈

Border Stone



6 x 9 x 2³/₈



DUBLIN COBBLE®

PAVERS



A true classic, the gently distressed surface and antiqued edging of Dublin Cobble creates a casually elegant, time-worn look.



AVAILABLE COLORS



Autumn



Rio



Toscana



Victorian

SHAPES & SIZES


3-Piece Modular 60mm



6 x 3 x 2³/₈



6 x 6 x 2³/₈



6 x 9 x 2³/₈



9 x 9 x 2³/₈

Large Square



Victorian

DUBLIN COBBLE® CIRCLE KIT

CIRCLE KIT



Add design distinction to your outdoor space with a Dublin Cobble Circle kit. The circle can be used with a number of Belgard pavers to make unique outdoor living designs.



Product represents final shape only.

AVAILABLE COLORS



Autumn



Rio



Toscana



Victorian

SHAPES & SIZES

Universal Circle 60mm



6 x Variable x 2³/₈



Product represents final shape only

HOLLAND STONE

PAVERS



The classic shape, smooth surface and multiple color options make Holland Stone ideal for creating a wide variety of traditional looks. Holland Stone is also an excellent choice as a border element.




AVAILABLE COLORS



Autumn



Dark Charcoal



Toscana



Victorian

SHAPES & SIZES

60mm



4 x 8 x 2 $\frac{3}{8}$

80mm*



4 x 8 x 3 $\frac{1}{8}$

*Special order only.
Contact your local
Belgard® representative
for lead times.



Toscana

LAFITT® GRANA SLAB

PAVERS



Lafitt Grana Slab pairs sleek contemporary style with modern design innovation. Featuring a smooth finish and large-scale units, it offers the additional option to overlay existing concrete, depending on site conditions.




Victorian

AVAILABLE COLORS



Aspen



Autumn



Toscana




Victorian

Also available in: Rio.

SHAPES & SIZES


3-Piece Combo 50mm



14⁷/₈ x 7³/₈ x 2



14⁷/₈ x 14⁷/₈ x 2



14⁷/₈ x 22⁷/₁₆ x 2



LAFITT® RUSTIC SLAB

PAVERS



Lafitt Rustic Slab features the look and texture of cut slate paired with the versatility of larger-scale modular design. It also offers the option to overlay existing concrete, depending on site conditions.



AVAILABLE COLORS



Autumn



Toscana




Victorian


Also available in:
Aspen and Rio.

SHAPES & SIZES


3-Piece Combo 50mm



14⁷/₈ x 7³/₈ x 2



14⁷/₈ x 14⁷/₈ x 2



14⁷/₈ x 22⁷/₁₆ x 2



Victorian

MEGA-ARBEL®

PAVERS



Mega-Arbel offers the look and feel of natural flagstone. With an irregular shape and virtual joints, it creates a random look that flows harmoniously into the surrounding landscape.



AVAILABLE COLORS



Autumn



Toscana



Victorian

Also available in: Rio.

NOTE: Polymeric Sand recommended for this product.

SHAPES & SIZES

Mega-Arbel Patio Slab* 60mm



15³/₈ x 20¹/₁₆ x 2³/₈

Mega-Arbel 80mm**



15³/₈ x 20¹/₁₆ x 3¹/₈

*Mega-Arbel Patio Slab not recommended for driveway applications.

** Special Order Only



Victorian

MEGA-LAFITT®

PAVERS



Mega-Lafitt features one of the most natural-looking textures available in a modular paver, combining the look and feel of cut flagstone with the strength and durability of Belgard®.



Toscana

AVAILABLE COLORS



Toscana



Victorian

SHAPES & SIZES


3-Piece Modular 80mm



10 $\frac{3}{8}$ x 5 $\frac{1}{4}$ x 3 $\frac{1}{8}$



10 $\frac{1}{2}$ x 10 $\frac{1}{2}$ x 3 $\frac{1}{8}$



10 $\frac{1}{2}$ x 15 $\frac{3}{4}$ x 3 $\frac{1}{8}$

Large Square



10 $\frac{1}{2}$ x 15 $\frac{3}{4}$ x 3 $\frac{1}{8}$



Special Order: Rio

MODULINE SERIES®

PAVERS



Moduline Series is available in a wide array of colors and offers a smooth face and clean lines to create a stylish, contemporary look or to add accents or borders for unique paver designs.



Combination Gray, Linen and Dark Charcoal

AVAILABLE COLORS



Dark Charcoal



Linen

Also available in Gray.

SHAPES & SIZES

80mm




4 x 18 x 3 1/8



4 x 24 x 3 1/8



12 x 24 x 3 1/8



24 x 24 x 3 1/8

NOTE: Consult with your sales representative for laying patterns and additional sizes.



OLD WORLD PAVER™

PAVERS



Reminiscent of the cobbled streets of Europe, Old World Paver is crafted with a natural stone cleft finish for the look and feel of time-worn stone. Ideal for high traffic areas or for use as a border.



AVAILABLE COLORS



Toscana



Victorian

SHAPES & SIZES

3-Piece Modular 80mm



5 x 7¹¹/₁₆ x 3¹/₈



5 x 10¹/₄ x 3¹/₈



5 x 12¹³/₁₆ x 3¹/₈



Toscana

PLAZA PAVER

PAVERS




The large-scale Plaza Paver features a smooth ADA-compliant surface and tight-fitting joints, making it ideal for adding a modern and elegant look to high-traffic pedestrian areas. Available in both solid and blended colors.



Victorian

AVAILABLE COLORS



Gray



Victorian



Dark Charcoal

Also available in: Linen.

SHAPES & SIZES

50mm



23³/₈ x 23³/₈ x 2

NOTE: Product approved for pedestal pavers.



Victorian

URBANA® STONE

PAVERS



The chiseled texture of Urbana Stone recalls the look of vintage cut stone. The versatile 3-piece modular system offers an optional large square to add a broader range of shapes and laying patterns.



Autumn


AVAILABLE COLORS



Autumn



Toscana



Victorian

Also available in Rio.

SHAPES & SIZES

3-Piece Modular* 60mm



$7\frac{7}{8} \times 3\frac{1}{16} \times 2\frac{3}{8}$



$7\frac{7}{8} \times 7\frac{7}{8} \times 2\frac{3}{8}$



$7\frac{7}{8} \times 11\frac{13}{16} \times 2\frac{3}{8}$

Large Square*



$11\frac{13}{16} \times 11\frac{13}{16} \times 2\frac{3}{8}$

NOTE: Please consult with your sales representative about using this product in a permeable application.

*SPECIAL ORDER ONLY.
Allow for lead time. Check with your local provider for details.



Victorian

AQUA ROC™

PERMEABLE PAVERS



With classic appeal, Aqua Roc offers a green solution for those who love the look of a traditional paver. Able to support heavy vehicular loads, Aqua Roc is an excellent choice for a variety of residential needs.



Toscana with Victorian Border

AVAILABLE COLORS



Gray



Toscana*




Victorian



Dark Charcoal*


SHAPES & SIZES

80mm Rectangle



4½ x 9 x 3⅞

80mm Square



9 x 9 x 3⅞

*9 x 9 Dark Charcoal and Toscana Special Order.



Toscana

NEW

AQUA DUBLIN®

PERMEABLE PAVERS

Belgard® brings the classic look of cut stone together with permeable technology in Aqua Dublin, the latest addition to our Environmental Collection of permeable paver systems that reduce water run-off.



AVAILABLE COLORS



Toscana



Victorian

SHAPES & SIZES

3-Piece Modular 80mm



$6\frac{1}{16} \times 3\frac{7}{16} \times 3\frac{1}{8}$



$6\frac{7}{8} \times 6\frac{7}{8} \times 3\frac{1}{8}$



$6\frac{15}{16} \times 10\frac{5}{16} \times 3\frac{1}{8}$

ECO DUBLIN®

PERMEABLE PAVERS



Eco Dublin provides an environmental solution with the contemporary modular look of cut stone, which pairs well with nearly any architectural style.



Toscana

AVAILABLE COLORS



Toscana



Victorian

SHAPES & SIZES

3-Piece Modular 60mm



$7\frac{7}{8} \times 3\frac{1}{4} \times 2\frac{3}{8}$



$7\frac{7}{8} \times 7\frac{7}{8} \times 2\frac{3}{8}$



$7\frac{7}{8} \times 11\frac{1}{4} \times 2\frac{3}{8}$

TURFSTONE™

PERMEABLE PAVERS



Turfstone stabilizes soil erosion by allowing rainwater to gradually filter back into soil. Its eco-friendly design reduces run-off while allowing greenery to grow through it, creating a unique natural look.



AVAILABLE COLORS



Gray

SHAPES & SIZES

80mm



15¼ x 23½ x 3¼



ARDESIE


STONE FINISH PORCELAIN PAVERS



Ardesie captures the elegance of natural stone in a contemporary way. The end result is a slate-like look with the durability of porcelain. Expect the wide range of color variation that is inherent in natural slate.



AVAILABLE COLORS



African Stone
AD 03 NAT – V4



Black Reef
AD 04 NAT – V3



Island
AD 02 NAT – V3



Vulcan
AD 05 NAT – V3

SHAPES & SIZES



23.54 x 23.54 x 3/4



NOTE: This product can be installed using elevated systems.

Spacers are recommended for all porcelain paver installations.

PLEASE NOTE: For vehicular applications, must be a mortar install over a concrete slab.



NOON


WOOD FINISH PORCELAIN PAVERS




Warm and bursting with light, Noon is a contemporary expression of the simple life. The collection combines the warmth of natural wood with the elegance of glossy wood, incorporating all the extraordinary technical characteristics of porcelain stoneware: timeless and fearless.



AVAILABLE COLORS



Charcoal
NN 05 NAT - V4



Daylight
NN 01 NAT - V4




Ember
NN 02 NAT - V4



Honey
NN 03 NAT - V3

SHAPES & SIZES



11.73 x 47.17 x 3/4

NOTE: This product can be installed using elevated systems.



Spacers are recommended for all porcelain paver installations.

PLEASE NOTE: For vehicular applications, must be a mortar install over a concrete slab.



SUNDECK


WOOD FINISH PORCELAIN PAVERS




Sundeck is an outdoor interpretation of indoor wood flooring with striations and shading that capture the essence of various wood finishes.




AVAILABLE COLORS



Classic
SD 02 RD - V2



Origin
SD 01 RD - V2



Spirit
SD 03 RD - V2

SHAPES & SIZES



11.73 x 47.17 x 3/4

NOTE: This product can be installed using elevated systems.



Spacers are recommended for all porcelain paver installations.

PLEASE NOTE: For vehicular applications, must be a mortar install over a concrete slab.



NEW TURIN

STONE FINISH PORCELAIN PAVERS

Turin porcelain pavers closely mimic the subtle textures and muted iridescence of natural unpolished quartz to create stunning contemporary outdoor living spaces and poolscapes.



AVAILABLE COLORS




Frost - V3



Canyon - V3



Rapids - V3



Stream - V3

SHAPES & SIZES



23.54 x 23.54 x 3/4

NOTE: This product can be installed using elevated systems.



Spacers are recommended for all porcelain paver installations. PLEASE NOTE: For vehicular applications, must be a mortar install over a concrete slab.

NEW VERONA

STONE FINISH PORCELAIN PAVERS

The Verona line emulates a variety of natural stones to create distinctive outdoor living designs. Each available color was fashioned to closely mimic the specific natural qualities of a different quarried stone.



AVAILABLE COLORS



Blue Stone - V3



Platinum - V3



Taos - V3



Yukon - V4

SHAPES & SIZES

SPECIAL ORDER



23.54 x 23.54 x 3/4

NOTE: This product can be installed using elevated systems.



Spacers are recommended for all porcelain paver installations. PLEASE NOTE: For vehicular applications, must be a mortar install over a concrete slab.

UNICO

STEP AND COPING




Two installation needs, a single solution. UNICO, size 12.99" x 23.54" x 3/4", is processed on both sides, on one side it has a rounded edge and on the other a square edge.

An extremely versatile special piece, which can be used both as a step and as a special piece for swimming pools, with bullnose edge or straight edge, both colored along the side.




SIZE

12.99 x 23.54 x 3/4
Double sided special trim



ROUNDED EDGE




STRAIGHT EDGE


AVAILABLE COLORS



Quarziti 2.0
Mountains
QR 02 NAT



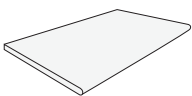
Quarziti 2.0
River
QR 04 NAT



Quarziti 2.0
Waterfall
QR 03 NAT

SHAPES & SIZES

UNICO



12.99 x 23.54 x 3/4




PORCELAIN VENEER

WALL VENEER

Create stylish, harmonious outdoor living environments with porcelain veneers. These dimensional tiles are designed to specifically coordinate with various Belgard® porcelain pavers. Stock styles include Ardesie and Quarziti 2.0. Noon offerings coming soon.


AVAILABLE COLORS



Quarziti 2.0*
Glacier




Quarziti 2.0
Mountains




Quarziti 2.0
River



Quarziti 2.0
Waterfall




Ardesie
African Stone




Ardesie
Black Reef



Ardesie*
Island



Ardesie*
Shore



Noon*
Charcoal



Noon*
Daylight




Noon*
Ember



Noon*
Honey

SHAPES & SIZES



4.13 x 17.72 x 3/4

*Special Order



WALLS

84

Belair Wall® 2.0

86

Diamond®

88

Diamond® 10D

90

Diamond Pro®

91

Diamond Pro®
Virtual Joint

92

Highland Stone®

96

Ashlar Tandem™

98

Tandem® Column Kit

100

Tandem® Modular Grid

102

U Start Base Block®

104

Weston Stone™
& Universal

Weston Stone

LEGEND



STEPS



WALLS



FIRE PITS



KITCHENS



COLUMNS

WALLS

SCULPTED STANDARD or PRO

Whatever the building requirement, Belgard® wall systems are designed to work in harmony with your landscape. From functional retaining walls to fashionable outdoor living areas, you decide the application.

WE'LL PAVE THE WAY



Pictured: Diamond Pro





HOW TO SHOP WALLS



FREESTANDING OR RETAINING

Freestanding or retaining walls can redefine your outdoor living space and even give you more usable square footage, leading to a more enjoyable outdoor space.

Freestanding walls allow you to divide your outdoor living space into different areas. They provide visual interest and can make even the largest yard feel more intimate. Freestanding walls easily incorporate with other features like fireplaces or outdoor kitchens to provide a seamless appearance.

Retaining walls can have multiple purposes. Some help to increase usable space, whether that be a flower bed or added yard space, while other retaining walls help to prevent erosion. Either application is made possible by the wall system holding back soil and properly managing drainage. Larger walls also utilize soil reinforcement for added strength and long term stability.

ACCESSORIES

The details complete the design. Belgard offers caps, columns and other accessories to complement any hardscape design. Mix textures to add a modern look to a rough-hewn wall-face. Include a cap in a complementing color to add visual interest. The possibilities are endless!

Consult a Belgard Certified contractor for information on all of our wall products and to receive project design assistance through Belgard Design Studio.

BELAIR WALL® 2.0

FREESTANDING / RETAINING WALLS



Belair Wall 2.0 offers the sophisticated appearance of chiseled stone and is ideal for a variety of landscaping uses, as well as constructing outdoor living rooms, fire features and kitchens.



AVAILABLE COLORS



Toscana



Victorian

Wall Innovations By



SHAPES & SIZES

6" Freestanding Wall



6 x 6 x 5



6 x 10 x 5



6 x 16 x 5

6" Retaining Wall



6 x 6 x 8



6 x 10 x 8




6 x 16 x 8

Column/Corner



6 x 16 x 8

Cap



3 x 8 x 13½
3 x 7 x 13½

Cap End Unit



3 x 13½ x 8

Wall End Unit



6 x 8 x 11

U Start Base Block®



12 x 18¼ x 3½*

Recommended for use with all available wall block units. (Sold Separately)

**NOTE: U Start Base Block actual coverage length is 16¼"*



Victorian

DIAMOND[®]

RETAINING WALLS



Perfect for retaining walls up to four feet in height, Diamond offers the look of split stone and is available in straight or beveled faces for creating straight or curved walls or terraces.

NOTE: Not available in Western Washington or Oregon.




Straight Face - Gray

AVAILABLE COLORS



Gray



Tan

Wall Innovations By



Also available in: Desert Blend, Dark Charcoal and Red Charcoal. Red Charcoal is only available in Beveled Face.

SHAPES & SIZES

Straight Face



6 x 17¼ x 12
6 x 17¼ x 9

Beveled Face



6 x 16 x 12

Step



6 x 16 x 12

XL™ Cap



3 x 18½ x 13
3 x 17¼ x 13

U Start Base Block[®]



12 x 18½ x 3½**

Recommended for use with all available wall block units. (Sold Separately)

****NOTE:** U Start Base Block actual coverage length is 16½"



Beveled Face - Gray

DIAMOND[®] 10D

RETAINING WALLS



Crafted with timeless quality, the Diamond 10D retaining wall system brings a touch of elegance to every landscape design. Its versatility makes it ideal for curved, straight or terraced walls, as well as steps, corners, planters, and raised patios.



Beveled Face - Tan

AVAILABLE COLORS



Gray



Tan



Toscana



Victorian

SHAPES & SIZES

Straight Face



6 x 17 $\frac{1}{4}$ x 10

Beveled Face



6 x 16 x 10

XL™ Cap*



3 x 18 $\frac{1}{2}$ x 13
3 x 17 $\frac{1}{4}$ x 13

*Also available in Dark Charcoal

Step



6 x 16 x 12

U Start Base Block[®]



12 x 18 $\frac{1}{16}$ x 3 $\frac{1}{2}$ **

Recommended for use with all available wall block units. (Sold Separately)

****NOTE:** U Start Base Block actual coverage length is 16 $\frac{1}{16}$ "

Wall Innovations By





Straight Face

DIAMOND PRO[®]

RETAINING WALLS



Available in straight face or beveled face, the time-tested strength of Diamond Pro retaining wall systems makes it the contractors' choice for large-scale projects.



AVAILABLE COLORS



Gray



Tan

Wall Innovations By



Also available in: Desert Blend.

NOTE: Other colors available, contact your sales rep.

SHAPES & SIZES

Straight Face



8 x 18 x 12

Beveled Face



8 x 18 x 12

Corner



8 x 18 x 9

XL™ Cap*



3 x 18½ x 13
3 x 17¼ x 13

*Also available in Dark Charcoal

U Start Base Block[®]



12 x 18⅞ x 3½**

Recommended for use with all available wall block units. (Sold Separately)

****NOTE:** U Start Base Block actual coverage length is 16⅞"

DIAMOND PRO[®] VIRTUAL JOINT RETAINING WALLS

Ideal for large-scale projects, the Diamond Pro Virtual Joint retaining wall system features a rough-hewn face and offers the appearance of a multi-piece system with the installation speed of a single-piece system.



AVAILABLE COLORS



Gray



Tan

Wall Innovations By



SHAPES & SIZES*

Virtual Joint Blocks



8 x 18 x 12



8 x 18 x 12



8 x 18 x 12

Cap



4 x 12 x 18

*Note: Diamond Pro Virtual Joint is meant to be used in conjunction with Diamond Pro. 1 to 1 pallet ratio is recommended.

HIGHLAND STONE®

FREESTANDING / RETAINING WALLS



With a rough-hewn face and multiple sizes, Highland Stone offers the look of a charming hand-stacked wall and can be used to create planters, raised patios, columns and more.



AVAILABLE COLORS



Desert Blend



Rio/Shadow



Toscana



Victorian

NOTE: Desert Blend and Rio/Shadow only available in Eastern Washington.

SHAPES & SIZES

Retaining Wall Small/Medium



6 x 6 x 12



6 x 12 x 12

Retaining Wall



6 x 18 x 12

Freestanding Wall Small/Medium



6 x 6/4 x 9



6 x 12/10 x 9

Freestanding Wall




6 x 18/16 x 9

Column/Corner



6 x 18 x 9

XL™ Cap*



3 x 18½ x 13
3 x 17¼ x 13

*Also available in Dark Charcoal

U Start Base Block®



12 x 18⅞ x 3½**

Recommended for use with all available wall block units. (Sold Separately)

****NOTE:** U Start Base Block actual coverage length is 16⅞"

Wall Innovations By





Desert Blend



Tandem[®] Wall

The Tandem family of products is a revolutionary platform that showcases the Stone-like aesthetic that homeowners prefer while offering job site efficiencies contractors need. As a complete system, Tandem provides the ultimate versatility to complement any outdoor living space.





WALLS

The **Ashlar Tandem™ Wall system** designed by Belgard® is an innovative, versatile system that can be used to create attractive, curved or straight retaining and freestanding landscape walls. Great for use in a wide range of residential and light commercial hardscape projects.



COLUMNS

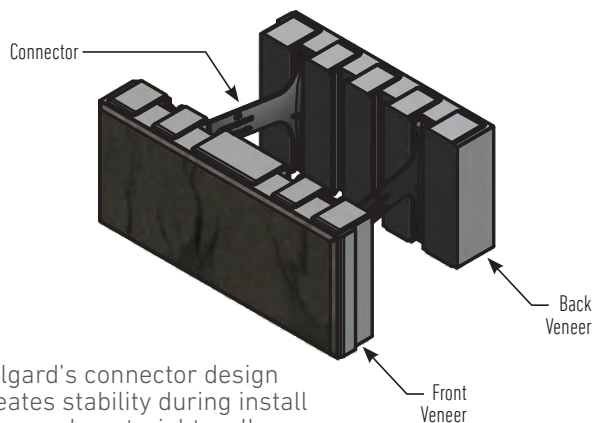
Building columns is easy with the Tandem system. Add a finishing touch to a wall, create a grand entry the end of a driveway or dress-up an existing deck post with a stone-faced column. Ask your Belgard Representative about our **Tandem® Column Kit** with Steel Cages, Clips and Veneer Units in one convenient package.



MODULAR GRID

Tandem® Modular Grid is a revolutionary system that makes it easy to construct outdoor living elements. Use steel grids and heavy-duty connectors to construct virtually any structure up to 7 ft tall including privacy walls, outdoor benches, kitchens and much more.

HOW IT WORKS



Belgard's connector design creates stability during install in curved or straight walls.



BENEFITS BY THE NUMBERS:

- Freestanding walls up to 28 in
- Engineered 90° corners
- Gravity walls up to 3 ft
- Reinforced walls up to 7 ft

ASHLAR TANDEM™

FREESTANDING / RETAINING WALLS



Ashlar Tandem provides the look and feel of chiseled stone with the easy installation of the Tandem Wall platform. Virtual joints and multiple sizes allow for a seamless connection between units.



Victorian

AVAILABLE COLORS



Toscana



Victorian

SHAPES & SIZES

Unit 1



7 x 13^{1/8} x 2^{5/8}

Unit 2



7 x 15^{7/8} x 2^{5/8}

Unit 3



7 x 18^{7/8} x 2^{5/8}

Tandem Cap Unit




15 x 24 x 3^{1/4}

8" Connecting Member



U Start Base Block®



12 x 18^{1/16} x 3^{1/2}

Recommended for use with all available wall block units. (Sold Separately)

Ashlar Tandem Units 1, 2, & 3 come mixed on one pallet.

****NOTE:** U Start Base Block actual coverage length is 16^{1/16}"



Victorian

TANDEM® COLUMN KIT



Tandem Column Kit is an innovative, versatile system that can be used to create attractive, easy to install and durable columns. Great for use in residential and light commercial hardscape projects.



AVAILABLE COLORS



Toscana



Victorian

SHAPES & SIZES

Tandem Column Kits are sold in pairs. Each pair includes (2) steel cages, 2 bags of clips, and all necessary Ashlar Tandem Veneers.



Ashlar Tandem™
Unit* - 3 unit
sizes available




Column Grid
Height 42"



Connector



Tandem Cap
24 x 24 x 3/4
(Sold Separately)



U Start Base Block®
12 x 18 1/16 x 3 1/2**

*Recommended for
use with all available
wall block units.
(Sold Separately)*

****NOTE:** U Start Base
Block actual coverage
length is 16 1/16"

*Ashlar Tandem Veneer units available in three sizes.

Units only available in 7" height. See page 100 for full product information.



1 Start with Column Grid



2 Use connector to attach Ashlar Tandem Veneers to grid



3 Repeat step 2 and fill with ¾" crushed rock until column is complete



See the installation video at Belgard.com/video-instruction



TANDEM® MODULAR GRID



Construct virtually any design up to 7' tall by simply attaching the grids to a wooden structure and connecting the veneers. Build an outdoor kitchen, skirt a deck, hide utilities, construct seat walls... the possibilities are endless.



Victorian

Each Tandem Grid comes with a bag of 10 stainless steel connectors and screws.

AVAILABLE COLORS



Toscana



Victorian

TANDEM CAP



15 x 24 x 3/4
(Sold Separately)

NOTE: Tandem Grid can be applied to metal or masonry structures as well. However, appropriate fasteners would need to be sourced by others.

ASHLAR TANDEM™ VENEER UNITS*



7 x 13³/₈ x 2⁵/₈



7 x 15¹/₈ x 2⁵/₈



7 x 18³/₈ x 2⁵/₈

CONNECTOR



MODULAR GRID

Vertical or Horizontal Application



U START BASE BLOCK®



12 x 18¹/₁₆ x 3¹/₂**

Recommended for use with all available wall block units. (Sold Separately)


*Ashlar Tandem Veneer units available in three sizes. Units only available in 7" height. See page 100 for full product information. Refer to installation guide for grill applications

**NOTE: U Start Base Block actual coverage length is 16¹/₁₆"



Treated Wood

Build your wooden frame



Attach your modular grid



Attach Tandem Veneer with Connector

Tandem Grid can also be applied to metal or masonry, but will require the purchase of separate fasteners (by others).



Victorian

U START BASE BLOCK®

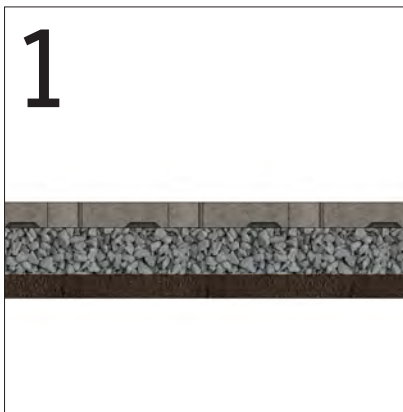
WALL ACCESSORY



One of Belgard's latest innovations, U Start Base Block is a universal base course for landscaping walls that promotes cost savings and installation time efficiency.



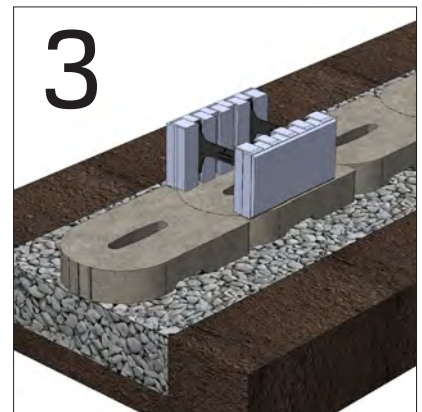
Belair Wall 2.0



Prep Site



Install Base Course



Install the Wall

SHAPES & SIZES



12 x 18¹/₁₆ x 3¹/₂*

Recommended for use with all available wall block units.

Base Block with Tandem Wall



*Note: U Start Base Block actual coverage length is 16¹/₁₆



Ashlar Tandem

WESTON STONE™ & UNIVERSAL

FREESTANDING / RETAINING WALLS



The flexibility of Weston Stone is unmatched. With the look of natural tumbled stone, this double-sided wall is ideal for garden walls, pillars, outdoor kitchens, planters and fire features.



AVAILABLE COLORS



Autumn



Toscana



Victorian



Dark Charcoal

SHAPES & SIZES

3-Piece Modular



4 x 8 x 8



4 x 8 x 12



4 x 8 x 16

Universal



4 x 12 x 8



Victorian



Bordeaux Fireplace and Wood Boxes

FIRE FEATURES

FIREPLACES OUTDOOR KITCHENS FIRE PITS

Outdoor focal points don't have to be a hassle. Our pre-assembled modular fireplaces and outdoor kitchens take the guesswork out of assembly and our fire pit kits make relaxation simple and installation easy.

**WE'LL PAVE
THE WAY**



Pictured: Bordeaux Grill Island

OUTDOOR FIRE FEATURES AND KITCHENS

Browse our outdoor kitchen collections and fireplace kits to find the right centerpiece for your al fresco experience. Our line of pre-assembled modular Elements™ not only carry our standard warranty, but also can be installed within hours to any project.



BRISTOL™ SERIES

A beautiful combination of tumbled block with Arbel® and Urbana® accents, Bristol's rustic look blends well with virtually any landscape.



BRIGHTON™ SERIES

Featuring the same 36" firebox as the Bristol Series, plus a built-in hearth and metal accent, Brighton is a beautiful option.



BORDEAUX™ SERIES

A timeless stackstone design that allows the fireplace, the grill island, or the brick oven to become the focal point of your outdoor space.



Shop Belgard Outdoor Kitchen and Fire Features at Belgard.com/Elements

BRICK OVENS

Inspired by traditional oven designs first used over four thousand years ago. The secret is our authentic, low-height Neapolitan dome design. The design creates high, even temperatures for balanced cooking and genuine wood-fired taste.

Available in Bordeaux™ and Bristol™ Series.

NOTE: All our Fireplaces, Brick Ovens, and Fire Pits come standard as wood-burning units. However, our fireplaces and fire pits can be retro-fitted for gas burning log sets and burners. Our brick ovens are wood burning units only. Please contact us for more details 877-235-4273. Also, be sure to check with your local municipality for any codes that may affect your installation.



Bristol™ Series Brick Oven



Grate not part of the kit.

WESTON STONE™ FIRE PIT KIT

Belgard's Weston Stone™ Universal Fire Pit Kit installs quickly and offers the clean and contemporary look of tumbled stone. Available in two popular color blends developed to complement most Belgard paving stone and retaining wall types.

BORDEAUX GRILL ISLAND

Featuring a Napoleon gas grill and stainless door set, Belgards' Bordeaux Grill Island will have you grilling in no time!



SPECIAL ORDER

BORDEAUX™ SERIES*

FIREPLACE
2'7"D x 4'3"W x 7'8"H

Our Bordeaux Series features a Lamina Stone for the body, and eye catching Cordova Stone Coping and Accents in either Midnight or Buff colors.



Fireplace Wood Boxes
2'1¼"D x 3'3"W x 3'1"H
per box
Sold as a pair.



Grill Island
2'6"D x 5'11"W x 3'5"H
Includes Napoleon Grill and Door Set. Grill is available in propane or natural gas. Must be specified when placing order.



Brick Oven
42½"D x 53¼"W x 92"H

*Allow 4-6 weeks.



SPECIAL ORDER

BRISTOL™ SERIES*

FIREPLACE
3'D x 5'W x 9'3"H

Our Bristol Series features Weston Stone for the body, with accents of Urbana and Mega Arbel. It's available in either brown or gray tones.



Fireplace Wood Boxes
2'4"D x 3'W x 3'3"H
per box
Sold as a pair.



Fireplace Hearth
2'D x 5'W x 11"H



Brick Oven
4'D x 4'W x 8'5"H



Grill Island
3'D x 6'4"W x 4'4"H

Includes AOG Grill and Door Set. Grill is available in propane or natural gas. Must be specified when placing order

*Allow 4-6 weeks.

SPECIAL ORDER BRIGHTON™ SERIES*

FIREPLACE

3'4"D x 4'4"W x 8'4"H

Our Brighton Series features Weston Stone for the body, with Urbana Accents. It's available in either brown or gray tones. Includes wrought metal accent.



Fireplace Wood Boxes
2'4"D x 2'8"W x 2'11"H
per box

Sold as a pair.



Fireplace
3'4"D x 4'8"W x 8'4"H

*Allow 4-6 weeks.

WESTON STONE™ FIRE PIT KIT



The Weston Stone Fire Pit Kit features the clean, contemporary look of tumbled stone and is available in two popular color blends to complement any surrounding hardscape.



AVAILABLE COLORS



Toscana



Victorian

SHAPES & SIZES



7 $\frac{1}{4}$ x 8 x 5.14



Round Fire Pit: Outside is 4' in diameter. Stacks up to 3 rows high. Metal ring insert is included in the kit.

FLAGSTONE FIRE PIT KIT



The Flagstone Fire Pit Kit features the distinctive look of tumbled stone, with specially shaped blocks that allow for quick and efficient installation. Kits include masonry adhesive and a metal ring insert.



AVAILABLE COLORS



Arcadian



Tranquil

SHAPES & SIZES



4 x 12 x 9



Round Fire Pit: Outside is 4' in diameter. Stacks 3 rows high. Metal ring insert is included in the kit.



COPING & CAPS

118
Laguna™ Coping

119
Marina™ Coping

EDGERS & CURBS

120
Anglia Edger®

STEPS

121
Landings™
Step Unit

ACCESSORIES

COPING & CAPS EDGERS & CURBS STEPS

Whether chiseled and brawny or smooth and precise, it's the finishing touches that make the final statement. You craft the message.

**WE'LL PAVE
THE WAY**



Pictured: Marina Coping

NEW LAGUNA™ COPING

COPING



A large coping specifically designed for rectangular pools. This rounded, smooth-finish module creates a contemporary and trendy look.



* Contact your Belgard sales rep for color options. Allow for lead-time.

SHAPES & SIZES

60mm



$2\frac{3}{8} \times 14\frac{3}{16} \times 23\frac{5}{8}$

80mm



$3\frac{1}{8} \times 14\frac{3}{16} \times 23\frac{5}{8}$

MARINA™ COPING

COPING



Marina Coping features a smooth surface and can be used as a finishing accent for an array of outdoor living features, including pools, steps, seat walls, outdoor kitchen counters and foot ledges, and more.



AVAILABLE COLORS



Toscana



Victorian



Dark Charcoal*

SHAPES & SIZES

4" Coping 60mm



4 x 12 x 2 3/4

6" Coping 60mm



6 x 12 x 2 3/4

* Available in 4" coping only.

ANGLIA EDGER®

EDGERS



The Anglia Edger curb unit features a chiseled finish and tapered edges to provide the perfect complement to driveways, patios, walkways and flower beds. Larger units allow for a reduced number of joints.



AVAILABLE COLORS



Toscana



Victorian

SHAPES & SIZES*

Small Rectangle

Medium Rectangle

Large Rectangle

X-Large Rectangle



8½ x 5¼ x 8



10½ x 5¼ x 8



15 x 5¼ x 8



18 x 5¼ x 8

*All sizes are on one pallet.
Not sold individually.

LANDINGS™ STEP UNIT

STEPS



With the look of quarried limestone, the Landings Step Unit can be used as a standalone feature or integrated into a hardscape project to add grand style to landscape level changes.



AVAILABLE COLORS



Dark Charcoal



Gray



Tan

SHAPES & SIZES

Landings Step Unit



6 x 48 x 18*

*Product dimensions are height by face length by depth. Actual dimensions may vary from these approximate values due to variations in manufacturing processes. Contact your Belgard representative for details.

Wall Innovations By





PAVER CARE

PROTECT YOUR INVESTMENT

Belgard Products are designed to last for generations. Many homeowners choose to further protect and beautify their investment by applying a protective sealer. Adding a sealer can enhance the beauty of a project by highlighting the color and texture of the surface. It will also offer protection from stains like oil, grease or other accidental leaks.

Techniseal Protector for Concrete Pavers (Top-Bottom): Natural Look Matte Finish, Clear Look Semi-Gloss Finish, Color Boost Matte Finish, Wet Look Gloss Finish

THE ULTIMATE PROTECTION SYSTEM

Techniseal's 3-step treatment system guarantees the best results. Remove stains with a specially formulated Stain Remover, prepare the surface with Paver Prep, then apply a Protector that delivers the look you want.

1 PREP

STAIN REMOVERS



2 CLEAN

CLEANERS

- Dislodges efflorescence and ground-in dirt
- Prepares pavers prior to protector application
- Brightens paver color



3 PROTECT



SAME FINISHES, HIGHER STANDARDS

Our versatile, new sealers have been formulated for easier product selection and application.



NULOOK® TINTED PROTECTOR

- Colors pavers
- Translucent
- Water-based stain guard

DRiBOND™

CHANGING THE WAY YOU OVERLAY



BEFORE




AFTER

No More Concrete Removal!

With DriBond™, there is no need to remove the existing concrete substrate, which is a costly and time-consuming process. DriBond™ can be installed quickly and easily over most sound concrete surfaces.

- Ideal for thin paver overlays
- Dry application
- No mixing - ready to use
- Reduces installation time



STRUCTURE BOND™

FOAM ADHESIVE



STRUCTURE BOND™ FOAM ADHESIVE

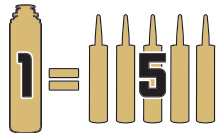
- Super-strength hardscape foam adhesive
- Developed for the construction industry
- Precise delivery — no mess, no waste
- Adjustable bead size



FASTEST, STRONGEST, CLEANEST ON THE MARKET

STRUCTURE BOND™ is an innovative super-strength foam adhesive that bonds a wide range of construction products. Structure Bond Gun allows for a precise adhesive delivery with a single pull of the trigger that stops as soon as you let go.

Application time is up to 50% faster than with conventional tube adhesives.



RG+

CONCRETE ADHESIVE




PERFECT FOR PAVERS, SLABS & RETAINING WALLS

TECHNISEAL® RG+ Concrete Adhesive is an elastomeric resin based compound that is specially formulated for the construction of concrete hardscapes. Most effective on dry surfaces, it can also be used on wet or frozen surfaces.



SILCASYSTEM®

PAVER DECKING SUPPORT



SHAPES & SIZES



16 x 18 1/8 x 1 1/2

RG+ CONCRETE ADHESIVE

- Elastomeric resin-based compound — remains flexible
- Ultra-adherent on dry, wet or frozen surfaces
- Ideal for the construction of retaining walls
- Low-VOC formula

1 PREP

EZ BASE® PANEL BASE SYSTEM



- Saves up to 8 inches of excavation
- Each panel replaces up to 250 lbs of base aggregates
- Ideal for porcelain tile installation

PAVER EDGING

PREVENTS MOVEMENT & DAMAGE TO PRODUCT



RIGID
8-FT PANELS

COIL
40-FT COIL

2 SET



STRUCTURE BOND™ FOAM ADHESIVE



DRIBOND™ DRY MUDSET

- Applied directly to existing concrete slab
- Ideal for thin paver overlays installation



BORDERBOND™ FORTIFIER FOR BORDER PAVERS

- No mixing required
- Enhances the strength of DRIbond

3 SAND



HP NEXTGEL™ JOINTING SAND

- Heavy-sloped and high-traffic areas
- False or wide joints from 1/16" to 4"
- Haze and dust free



NEW SMARTSAND™ POLYMERIC SAND

- Designed for optimal jointing of interlocking paver installations
- For paver joints from 1/16" to 1"
- Deters insects and weed growth
- Eliminates joint erosion

SELECTING A CONTRACTOR



A hardscape project is an important investment in your home and selecting the right contractor is a critical decision. Don't be afraid to ask a lot of questions. It's important that you get to know your contractor so that you can work together as a team to create your ideal outdoor living space.

WHAT TO ASK

Are you certified?

Inquire about specialized certifications and training from organizations like the Interlocking Concrete Paver Institute (ICPI).

All Belgard® Contractors are required to have at least one team member who is ICPI certified and must meet annual requirements to maintain the company's status.

Are you insured?

It's important to hire a contractor who can provide proof of insurance and is able to guarantee their work for a period of at least three years after the installation.

Can I get a reference?

Ask for customer references and to see photos of past projects, both for design ideas and to get a sense of the contractor's level of creativity, expertise and work ethic. Ask for an address or two and check out the workmanship up close, with the homeowner's permission of course.

What isn't covered in your estimate?

Determine upfront which aspects of the project the contractor can handle. Will their team manage landscaping, plumbing, irrigation and lighting or will you be expected to handle this separately?

What's the schedule?

Be sure to get a complete understanding of payment terms, estimated start date and turn-around time.

CHECKLIST FOR CONTRACTOR:

- | | |
|--|---|
| <input type="checkbox"/> Industry Certification (ICPI, NCMA, SRW) | <input type="checkbox"/> Work Schedule |
| <input type="checkbox"/> Proof of Insurance | <input type="checkbox"/> Price Estimate |
| <input type="checkbox"/> Workmanship Guarantee (1-3 year minimum) | <input type="checkbox"/> Scope of Work/Contract |
| <input type="checkbox"/> Business License/ Contractor's license (where applicable) | <input type="checkbox"/> Referrals |



INSTALL WITH A BELGARD PREFERRED CONTRACTOR

Our network of Belgard Contractors are ICPI* trained to deliver superior craftsmanship. **Find a contractor or dealer:**

[Belgard.com/find-contractor](https://www.belgard.com/find-contractor)

DREAMS ON DEMAND

Step into your dream backyard before construction begins
with Belgard Design Studio



Belgard is your resource for outdoor living inspiration, planning and installation. From charming walkways and welcoming patios to gourmet outdoor kitchens – the possibilities are endless. Let us help you visualize a new outdoor space using virtual reality.

**REVIEW SAMPLE CONTENT, THEN REQUEST A CUSTOM DESIGN FOR YOUR HOME!
VISIT BELGARD.COM/VR**

YOUR PROJECT STARTS HERE

Ready to take the next step?
Belgard provides tools to easily
kick off your next project

BELGARD® WILL IMPROVE THE BEAUTY AND VALUE OF YOUR HOME.

But like any construction project, it's necessary to have as much information as possible before you begin the process. With that in mind, we created a project planning guide dedicated to helping you make the best decisions and understand what to expect before you get started with your project.

**GET YOUR PROJECT
PLANNING GUIDE AT
BELGARD.COM/PLANNER**



PROJECT CONSIDERATIONS

- ❑ The general project should be conducted in phases, which include: demolition, site preparation, base material installation, bedding sand installation, hardscape installation, polymeric sand installation, additional paver cleaning and sealing.
- ❑ The timeline for your hardscaping project depends on several factors including the **size and scale** of the project, **permits needed** (which vary by municipality), and the acceptance of any community organizations, such as homeowner associations or architectural review boards.
- ❑ All outdoor projects are subject to weather conditions so there could always be delays.
- ❑ Spring and summer are the busiest periods for contractors, so **start your planning during the winter months** or consider scheduling your project in slower periods.
- ❑ **Confirm all the work you'd like done is contracted and scheduled up front.** Adding additional features will delay the schedule and add to the total cost.
- ❑ Check with your contractor to ensure that all items being installed are readily available or match your timeframe.
- ❑ Be sure to **discuss with your neighbors** any construction phases that might be disruptive so that you can communicate that information to them as needed.
- ❑ If you have a large project and would like to phase out construction over time, be sure to **plan the entire design** before you get started so that you can plan for any electrical, plumbing, drainage or landscaping needs.
- ❑ Consider building your backyard before any projects in the front yard to avoid damaging your front yard.
- ❑ When your project is finished, **walk through it with your contractor** to ensure the quality of the install, and **ensure you have receipts for materials / labor** and have registered your warranty.
- ❑ Always take into consideration the next step of the project: What does the landscaping look like? Do you need to schedule the contractor to seal the pavers? Plan ahead to make sure you finalize your project and can enjoy it for years to come.



TIMELINE —

Planning the project


PHASE 1: 4-6 weeks

- ❑ Consider how you will use the space and your budget
- ❑ Examine styles and colors that suit your house or landscape
- ❑ Get inspiration online
- ❑ Research approval requirements from municipality or HOA
- ❑ Set a budget

Installation

PHASE 3: 2-12 weeks

- ❑ Time of the installation will vary on the scope of the project
- ❑ Check with the contractor to ensure the materials ordered have arrived and are accurate
- ❑ Connect with your contractor throughout the project to ensure it is progressing



MAKE YOUR DREAMS A REALITY

with **Belgard Preferred Payment**



With the Belgard® Preferred Payment program, you can complete your outdoor project in just a few weeks, instead of phasing it out over several months or years.

Available only through **Belgard Contractors** or **Dealers**, Preferred Payment offers same-as-cash financing that allows you to start your project immediately.

There are often construction economies that can be achieved by doing the entire project at once, **which could save you both money and time.**

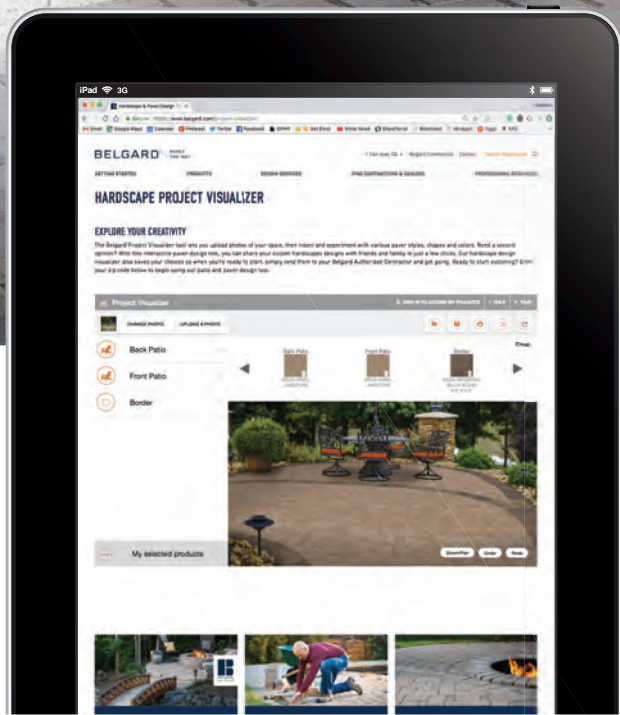
Plus, you get to start enjoying your dream outdoor living space much sooner!

**TO LEARN MORE,
VISIT BELGARD.COM/BPP**

BENEFITS OF BELGARD FINANCING INCLUDE:

- No payments or interest on approved credit
- Quick, easy and safe toll-free loan-by-phone application process
- No paperwork
- A credit decision in about 10 minutes
- No application fees, no closing costs and no prepayment penalties

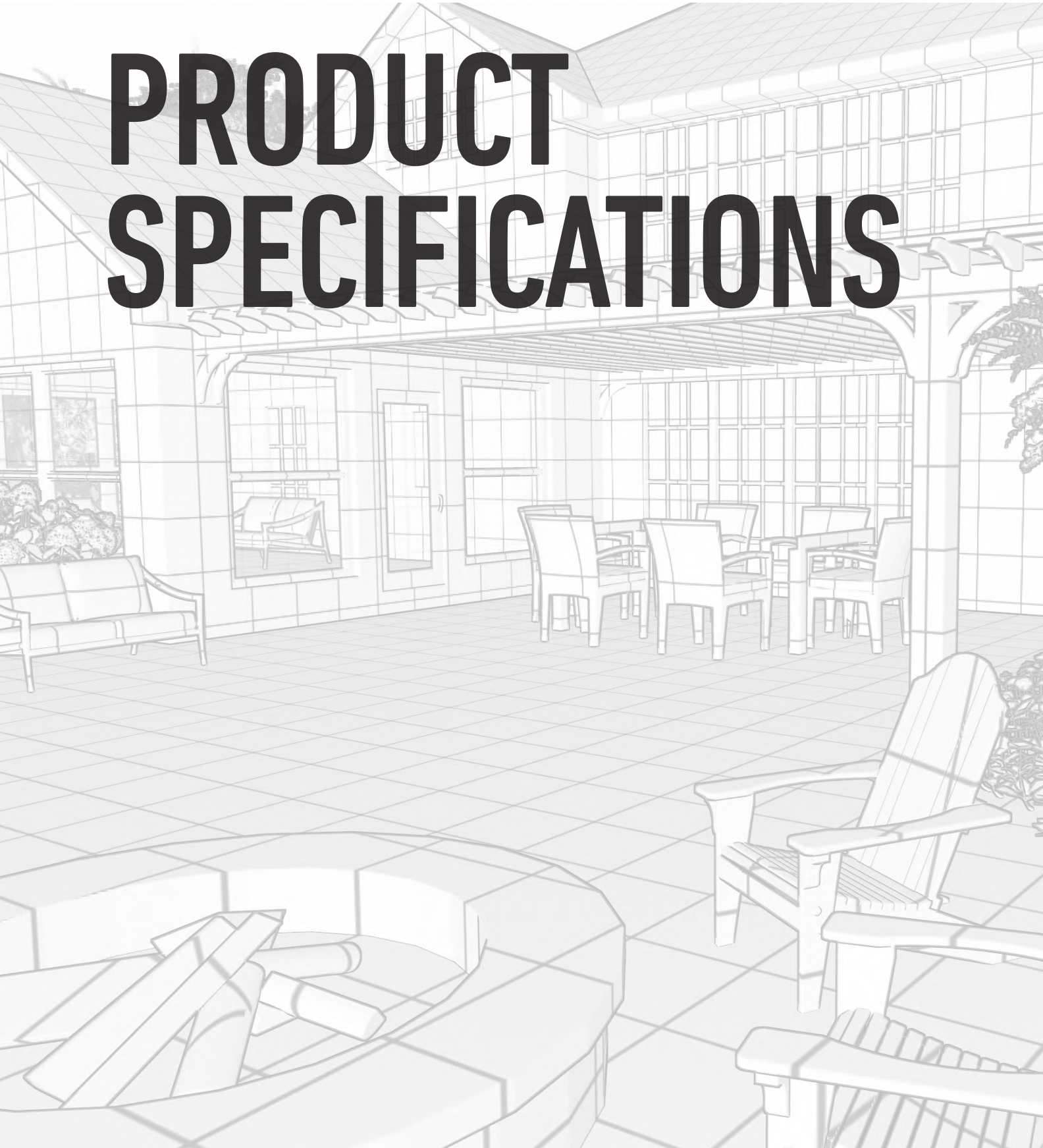
VISUALIZE YOUR PROJECT



Belgard's online Project Visualizer allows you to be your own hardscape designer. Choose from our image library or upload your own photo to experiment with paver styles and colors and explore an infinite number of design possibilities.

**READY TO "VISUALIZE" YOUR BACKYARD MAKEOVER?
VISIT BELGARD.COM/SEEIT**

PRODUCT SPECIFICATIONS





Easy Reference

BELGARD PROVIDES PRODUCT specifications, square footage and pallet information to make planning your project easier.

For a complete technical guide of Belgard pavers, walls and curbs visit **Belgard.com** to download our comprehensive Resource Guides.

Paver Specifications

| PRODUCT NAME/ DIMENSIONS | NUMBER OF LAYERS | PIECES/ PALLET | SQFT/ PALLET | WEIGHT/ PALLET LBS |
|---|---------------------|-------------------|-----------------|-----------------------|
| AVALON SLATE 3-PIECE (See pg 34 for color options) | | | | |
| 6 x 12 x 2 ³ / ₈ | - | 60 | - | - |
| 9 x 12 x 2 ³ / ₈ | - | 40 | - | - |
| 12 x 12 x 2 ³ / ₈ | - | 60 | - | - |
| Total | 10 | 160 | 120 | 3240 |
| AVALON SLATE BORDER STONE | | | | |
| 6 x 9 x 2 ³ / ₈ | 10 | 300 | 112 | 3024 |
| CAMBRIDGE COBBLE® 60MM (See pg 36 for color options) | | | | |
| Square 6 x 6 x 2 ³ / ₈ | 10 | 480 | 120 | 3240 |
| Rectangle 6 x 9 x 2 ³ / ₈ | 10 | 300 | 112 | 3024 |
| Large Rectangle 9 x 12 x 2 ³ / ₈ | 10 | 160 | 120 | 3240 |
| CATALINA GRANA® 3-PIECE (See pg 38 for color options) | | | | |
| 6 x 12 x 2 ³ / ₈ | - | 60 | - | - |
| 9 x 12 x 2 ³ / ₈ | - | 40 | - | - |
| 12 x 12 x 2 ³ / ₈ | - | 60 | - | - |
| Total | 10 | 160 | 120 | 3240 |
| CATALINA GRANA® BORDER STONE | | | | |
| 6 x 9 x 2 ³ / ₈ | 10 | 300 | 112 | 3024 |
| DUBLIN COBBLE® 3-PIECE MODULAR (See pg 40 for color options) | | | | |
| 6 x 3 x 2 ³ / ₈ | - | 160 | - | - |
| 6 x 6 x 2 ³ / ₈ | - | 160 | - | - |
| 6 x 9 x 2 ³ / ₈ | - | 160 | - | - |
| Total | 10 | 480 | 114 | 3078 |
| DUBLIN COBBLE® LARGE SQUARE | | | | |
| 9 x 9 x 2 ³ / ₈ | 10 | 200 | 106 | 2862 |
| DUBLIN COBBLE® CIRCLE KIT | | | | |
| 6 x Variable x 2 ³ / ₈ | - | - | 75 | 2025 |
| HOLLAND STONE (See pg 44 for color options) | | | | |
| 4 x 8 x 2 ³ / ₈ | 10 | 540 | 120 | 3240 |
| LAFITT® GRANA SLAB 3-PIECE (See pg 46 for color options) | | | | |
| 14 ⁷ / ₈ x 7 ³ / ₈ x 2 | - | 36 | - | - |
| 14 ⁷ / ₈ x 14 ⁷ / ₈ x 2 | - | 36 | - | - |
| 14 ⁷ / ₈ x 22 ⁷ / ₈ x 2 | - | 24 | - | - |
| Total | 12 | 96 | 140 | 3220 |

Paver Specifications

| PRODUCT NAME/ DIMENSIONS | NUMBER OF LAYERS | PIECES/ PALLET | SQFT/ PALLET | WEIGHT/ PALLET LBS |
|---|---------------------|-------------------|-----------------|-----------------------|
| LAFITT® RUSTIC SLAB 3-PIECE (See pg 48 for color options) | | | | |
| 14 ⁷ / ₈ x 7 ³ / ₈ x 2 | - | 36 | - | - |
| 14 ⁷ / ₈ x 14 ⁷ / ₈ x 2 | - | 36 | - | - |
| 14 ⁷ / ₈ x 22 ⁷ / ₈ x 2 | - | 24 | - | - |
| Total | 12 | 96 | 140 | 3220 |
| MEGA-ARBEL® (See pg 50 for color options) | | | | |
| 15 ³ / ₈ x 20 ¹ / ₆ x 3 ³ / ₈ | 9 | 54 | 78.3 | 2897 |
| MEGA-ARBEL® PATIO SLAB | | | | |
| 15 ³ / ₈ x 20 ¹ / ₆ x 2 ³ / ₈ | 12 | 72 | 104.4 | 2766 |
| MEGA-LAFITT® 3-PIECE MODULAR (See pg 52 for color options) | | | | |
| 10 ³ / ₈ x 5 ³ / ₁₆ x 3 ¹ / ₈ | - | 36 | - | - |
| 10 ³ / ₈ x 10 ³ / ₈ x 3 ¹ / ₈ | - | 36 | - | - |
| 10 ³ / ₈ x 15 ¹ / ₁₆ x 3 ¹ / ₈ | - | 45 | - | - |
| Total | 9 | 117 | 92.7 | 3152 |
| MEGA-LAFITT® LARGE SQUARE | | | | |
| 15 ¹ / ₁₆ x 15 ¹ / ₁₆ x 3 ¹ / ₈ | 9 | 54 | 93 | 3162 |
| MODULINE SERIES® (See pg 54 for color options) | | | | |
| 3 x 12 x 2 ³ / ₈ | - | 440 | 110 | - |
| 4 x 12 x 3 ¹ / ₈ | - | 288 | 66 | - |
| 4 x 18 x 3 ¹ / ₈ | - | 144 | 72 | - |
| OLD WORLD PAVER™ 3-PIECE (See pg 56 for color options) | | | | |
| 5 x 7 ¹ / ₁₆ x 3 ¹ / ₈ | - | 88 | - | - |
| 5 x 10 ¹ / ₄ x 3 ¹ / ₈ | - | 96 | - | - |
| 5 x 12 ¹³ / ₁₆ x 3 ¹ / ₈ | - | 72 | - | - |
| Total | - | 256 | 90.27 | 2889 |
| PLAZA PAVER (See pg 58 for color options) | | | | |
| 23 ¹ / ₂ x 23 ¹ / ₂ x 2 | 11 | 22 | 88 | 2112 |
| URBANA® STONE 3-PIECE MODULAR 60MM (See pg 60 for color options) | | | | |
| 7 ⁷ / ₈ x 3 ¹⁵ / ₁₆ x 2 ³ / ₈ | - | 90 | 46.5 | - |
| 7 ⁷ / ₈ x 7 ⁷ / ₈ x 2 ³ / ₈ | - | 90 | 46.5 | - |
| 7 ⁷ / ₈ x 11 ¹³ / ₁₆ x 2 ³ / ₈ | - | 90 | 11.66 | - |
| Total | 10 | 270 | 116.4 | 3142 |
| URBANA® STONE LARGE SQUARE 60MM | | | | |
| 11 ¹³ / ₁₆ x 11 ¹³ / ₁₆ x 2 ³ / ₈ | - | 120 | 116.25 | 3138 |

Permeable Paver Specifications

| PRODUCT NAME/ DIMENSIONS | NUMBER OF LAYERS | PIECES/ PALLET | SQFT/ PALLET | WEIGHT/ PALLET LBS |
|--|---------------------|-------------------|-----------------|-----------------------|
| AQUA ROC™ (See pg 62 for color options) | | | | |
| 4½ x 9 x 3⅛ | 8 | 320 | 90 | 3150 |
| 9 x 9 x 3⅛ | - | 64 | - | - |
| ECO DUBLIN® 3-PIECE MODULAR 60MM (See pg 64 for color options) | | | | |
| 6 ¹⁵ / ₁₆ x 3 ⁷ / ₁₆ x 2 ³ / ₈ | - | 120 | - | - |
| 6 ¹⁵ / ₁₆ x 6 ⁵ / ₁₆ x 2 ³ / ₈ | - | 64 | - | - |
| 6 ¹⁵ / ₁₆ x 10 ¹⁵ / ₁₆ x 2 ³ / ₈ | - | 104 | - | - |
| Total | - | 288 | - | - |
| TURFSTONE™ (See pg 66 for color options) | | | | |
| 23 ⁵ / ₈ x 15 ³ / ₄ x 3 ¹ / ₈ | 8 | 288 | 101 | 2575 |



Aqua Roc (page 62)

Wall Specifications

| PRODUCT NAME/ UNIT NAME | HEIGHT INCHES | LENGTH INCHES | DEPTH INCHES | UNITS/ PALLET | SQFT OR LNFT/ UNIT | SQFT OR LNFT/ PALLET | WEIGHT/ UNIT LBS | WEIGHT/ PALLET LBS |
|--|------------------|------------------|-----------------|------------------|--------------------------|----------------------------|------------------------|--------------------------|
| BELAIR WALL® 2.0 FREESTANDING WALL SYSTEM (See pg 84 for color options) | | | | | | | | |
| WALL UNITS | | | | | | | | |
| 6 x 6 x 5 | 6 | 6 | 5 | 30 | - | - | 11 | - |
| 6 x 10 x 5 | 6 | 10 | 5 | 30 | - | - | 19 | - |
| 6 x 16 x 5 | 6 | 16 | 5 | 60 | - | - | 28 | - |
| Total | - | - | - | 120 | - | 30 SQFT | - | 2939 |

| | | | | | | | | |
|---|---|----|---|----|---|---------|----|------|
| BELAIR WALL® 2.0 RETAINING WALL SYSTEM | | | | | | | | |
| WALL UNITS | | | | | | | | |
| 6 x 6 x 8 | 6 | 6 | 8 | 15 | - | - | 20 | - |
| 6 x 10 x 8 | 6 | 10 | 8 | 15 | - | - | 31 | - |
| 6 x 16 x 8 | 6 | 16 | 8 | 30 | - | - | 52 | - |
| Total | - | - | - | 60 | - | 30 SQFT | - | 2350 |

| | | | | | | | | |
|---------------------------------------|---|----|---|----|---|-----------|----|------|
| BELAIR WALL® 2.0 COLUMN/CORNER | | | | | | | | |
| 6 x 16 x 8 | 6 | 16 | 8 | 28 | - | 28.8 SQFT | 57 | 1650 |

| | | | | | | | | |
|-----------------------------|---|---|-----|-----|---|---|----|------|
| BELAIR WALL® 2.0 CAP | | | | | | | | |
| 3 x 8 x 13½ | 3 | 8 | 13½ | 144 | - | - | 22 | 3250 |

| | | | | | | | | |
|--------------------------------------|---|-----|---|----|---|---|----|-----|
| BELAIR WALL® 2.0 CAP END UNIT | | | | | | | | |
| 3 x 13½ x 8 | 3 | 13½ | 8 | 36 | - | - | 21 | 900 |

| | | | | | | | | |
|---------------------------------------|---|---|----|----|---|---|----|------|
| BELAIR WALL® 2.0 WALL END UNIT | | | | | | | | |
| 6 x 8 x 11 | 6 | 8 | 11 | 42 | - | - | 36 | 1525 |

| | | | | | | | | |
|----------------------------|----|-----|----|----|---|-----------|----|------|
| U START BASE BLOCK® | | | | | | | | |
| 3½ x 18½ x 12 | 3½ | 16¾ | 12 | 56 | - | 86.2 SQFT | 53 | 3050 |

| | | | | | | | | |
|---|---|-----|----|----|---|-----------|------|------|
| DIAMOND® STRAIGHT FACE (See pg 86 for color options) | | | | | | | | |
| 6 x 17¼ x 12 | 6 | 17¼ | 12 | 45 | - | 32.3 SQFT | 68.6 | 3110 |

| | | | | | | | | |
|------------------------------|---|----|----|----|---|---------|------|------|
| DIAMOND® BEVELED FACE | | | | | | | | |
| 6 x 16 x 12 | 6 | 16 | 12 | 36 | - | 30 SQFT | 66.5 | 2930 |

| | | | | | | | | |
|----------------------|---|----|----|----|---|---|----|------|
| DIAMOND® STEP | | | | | | | | |
| 6 x 16 x 12 | 6 | 16 | 12 | 44 | - | - | 85 | 3746 |

Wall Specifications

| PRODUCT NAME/ UNIT NAME | HEIGHT INCHES | LENGTH INCHES | DEPTH INCHES | UNITS/ PALLET | SQFT OR LNFT/ UNIT | SQFT OR LNFT/ PALLET | WEIGHT/ UNIT LBS | WEIGHT/ PALLET LBS |
|----------------------------|------------------|------------------|-----------------|------------------|--------------------------|----------------------------|------------------------|--------------------------|
| XL™ CAP | | | | | | | | |
| 3 x 18½ x 13/3 x 17¼ x 13 | 3 | 18½ | 13 | 72 | - | - | 43 | 3146 |

| | | | | | | | | |
|----------------------------|----|-----|----|----|---|-----------|----|------|
| U START BASE BLOCK® | | | | | | | | |
| 3½ x 18½ x 12 | 3½ | 16¾ | 12 | 56 | - | 86.2 SQFT | 53 | 3050 |

| | | | | | | | | |
|---|---|-----|----|----|---|---|---|------|
| DIAMOND® 10D STRAIGHT FACE (See pg 88 for color options) | | | | | | | | |
| 6 x 17¾ x 10 | 6 | 17¾ | 10 | 54 | - | - | - | 3290 |

| | | | | | | | | |
|----------------------------------|---|-----|----|----|---|---|---|------|
| DIAMOND® 10D BEVELED FACE | | | | | | | | |
| 6 x 16 x 10 | 6 | 17¾ | 10 | 54 | - | - | - | 3290 |

| | | | | | | | | |
|---------------------------|---|-----|----|----|---|---|----|------|
| XL™ CAP | | | | | | | | |
| 3 x 18½ x 13/3 x 17¼ x 13 | 3 | 18½ | 13 | 72 | - | - | 43 | 3146 |

| | | | | | | | | |
|----------------------|---|----|----|----|---|---|----|------|
| DIAMOND® STEP | | | | | | | | |
| 6 x 16 x 12 | 6 | 16 | 12 | 44 | - | - | 85 | 3746 |

| | | | | | | | | |
|----------------------------|----|-----|----|----|---|-----------|----|------|
| U START BASE BLOCK® | | | | | | | | |
| 3½ x 18½ x 12 | 3½ | 16¾ | 12 | 56 | - | 86.2 SQFT | 53 | 3050 |

| | | | | | | | | |
|---|---|-----|----|----|---|---|---|---|
| DIAMOND® PRO STRAIGHT FACE (See pg 90 for color options) | | | | | | | | |
| 8 x 18 x 12 | 6 | 17¾ | 10 | 45 | - | - | - | - |

| | | | | | | | | |
|----------------------------------|---|-----|----|--|---|---|---|---|
| DIAMOND® PRO BEVELED FACE | | | | | | | | |
| 8 x 18 x 12 | 3 | 8/7 | 13 | | - | - | - | - |

| | | | | | | | | |
|----------------------------|---|--------|-----|---|---|---|---|---|
| DIAMOND® PRO CORNER | | | | | | | | |
| 8 x 18 x 9 | 3 | 17¼/12 | 10¾ | - | - | - | - | - |

| | | | | | | | | |
|---------------------------|---|-----|----|----|---|---|----|------|
| XL™ CAP | | | | | | | | |
| 3 x 18½ x 13/3 x 17¼ x 13 | 3 | 18½ | 13 | 72 | - | - | 43 | 3146 |

| | | | | | | | | |
|----------------------------|----|-----|----|----|---|-----------|----|------|
| U START BASE BLOCK® | | | | | | | | |
| 3½ x 18½ x 12 | 3½ | 16¾ | 12 | 56 | - | 86.2 SQFT | 53 | 3050 |

Wall Specifications

| PRODUCT NAME/ UNIT NAME | HEIGHT INCHES | LENGTH INCHES | DEPTH INCHES | UNITS/ PALLET | SQFT OR LNFT/ UNIT | SQFT OR LNFT/ PALLET | WEIGHT/ UNIT LBS | WEIGHT/ PALLET LBS |
|---|------------------|------------------|-----------------|------------------|--------------------------|----------------------------|------------------------|--------------------------|
| HIGHLAND STONE® RETAINING WALL (See pg 92 for color options) | | | | | | | | |
| SMALL/MED Sold as Pair | 6 | 18 | 12 | 45 | - | 33.75 SQFT | 81 | 3650 |
| Highland 18" SRW Large | 6 | 18 | 12 | 45 | - | 33.75 SQFT | 80 | 3650 |

| HIGHLAND STONE® FREESTANDING WALL | | | | | | | | |
|--|---|----|---|----|---|-----------|----|------|
| SMALL/MED Sold as Pair | 6 | 18 | 9 | 40 | - | 30 SQFT | 82 | 3331 |
| Highland 18" SRW Large | 6 | 18 | 9 | 40 | - | 28.5 SQFT | 80 | 3650 |

| HIGHLAND STONE® COLUMN/CORNER | | | | | | | | |
|--------------------------------------|---|----|---|----|---|---|----|------|
| 6 x 18 x 9 | 6 | 18 | 9 | 40 | - | - | 82 | 3331 |

| XL™ CAP | | | | | | | | |
|---------------------------|---|-----|----|----|---|---|----|------|
| 3 x 18½ x 13/3 x 17¼ x 13 | 3 | 18½ | 13 | 72 | - | - | 43 | 3146 |

| U START BASE BLOCK® | | | | | | | | |
|----------------------------|----|-----|----|----|---|-----------|----|------|
| 3½ x 18½ x 12 | 3½ | 16¾ | 12 | 56 | - | 86.2 SQFT | 53 | 3050 |

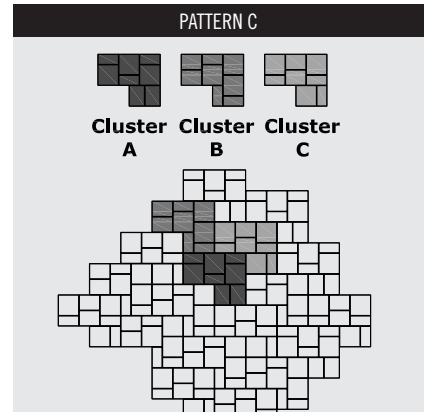
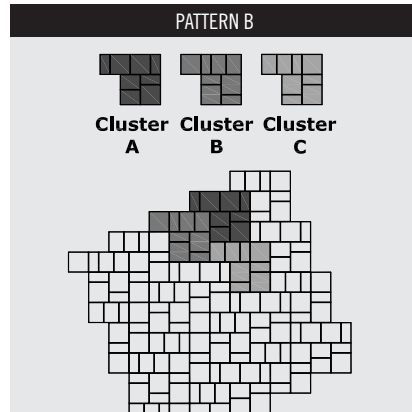
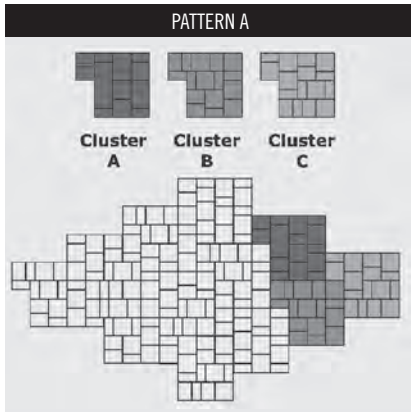
| TANDEM® WALL (See pg 96 for color options) | | | | | | | | |
|---|---|-----|---|----|---|------------|----|------|
| Ashlar Unit Small | 7 | 13⅓ | 3 | 90 | - | 54.52 SQFT | 70 | 1560 |
| Ashlar Unit Medium | 7 | 15⅓ | 3 | | - | | | |
| Ashlar Unit Large | 7 | 18 | 3 | | - | | | |
| 8" Connectors | Includes two 8" connectors per unit | | | | | | | |
| Connector | 2 connectors per face unit; sold separately | | | | | | | |

| WESTON STONE™ 3-PIECE MODULAR (See pg 104 for color options) | | | | | | | | |
|---|---|----|---|-----|---|---------|----|------|
| 4 x 8 x 8 | 4 | 8 | 8 | 36 | - | - | - | - |
| 4 x 12 x 8 | 4 | 12 | 8 | 36 | - | - | - | - |
| 4 x 16 x 8 | 4 | 16 | 8 | 36 | - | - | - | - |
| Sold As Set | - | - | - | 108 | - | 42 SQFT | 78 | 3360 |


| WESTON STONE™ UNIVERSAL | | | | | | | | |
|--------------------------------|---|----|---|-----|---|-----------|------|------|
| 4 x 12 x 8 | 4 | 12 | 8 | 120 | - | 33.5 SQFT | 29.3 | 3136 |

Paver Laying Patterns



AVALON SLATE



CAMBRIDGE COBBLE®

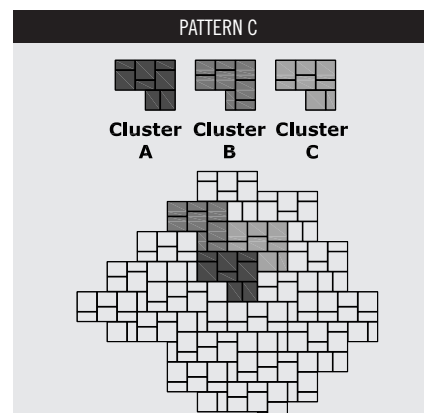
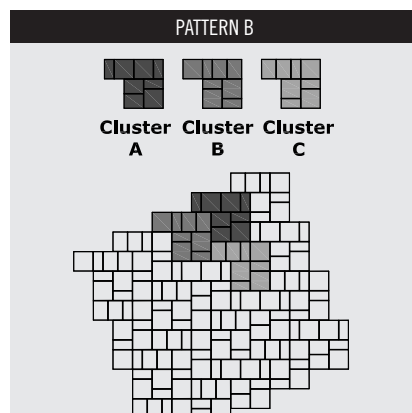
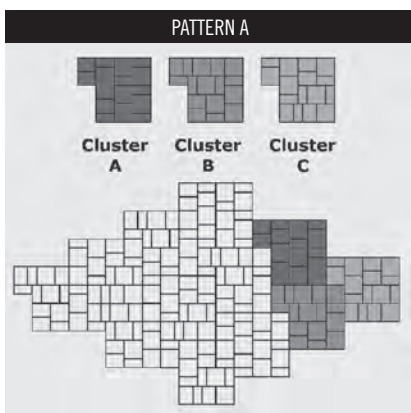


60% 9x12; 30% 6x9; 10% 6x6



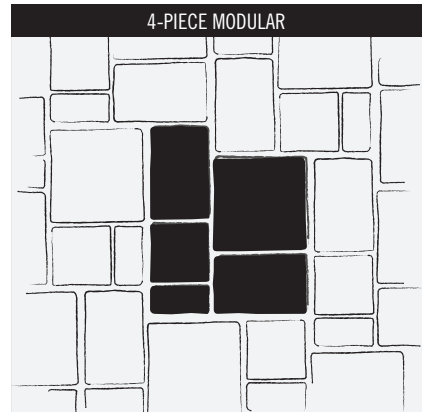
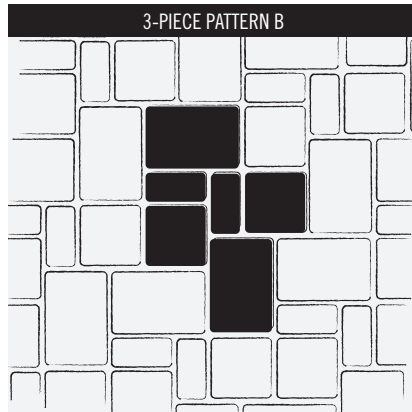

75% 6x9; 25% 6x6

CATALINA GRANA®



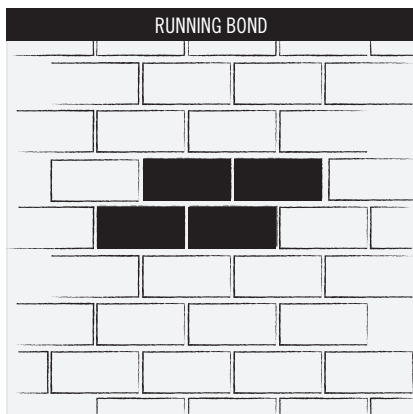
Paver Laying Patterns

DUBLIN COBBLE®

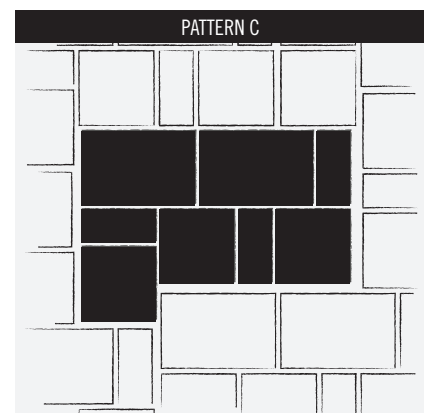
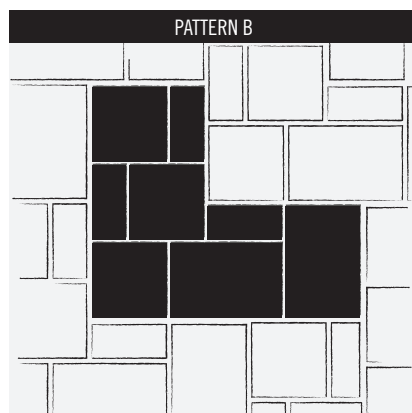
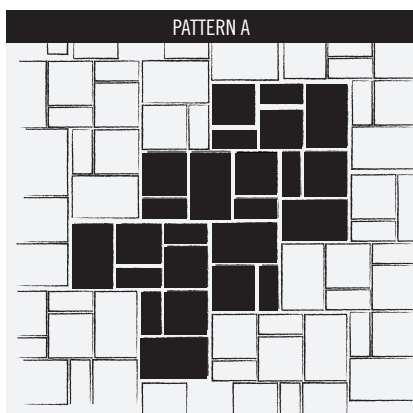


33.33% Large Square

HOLLAND STONE

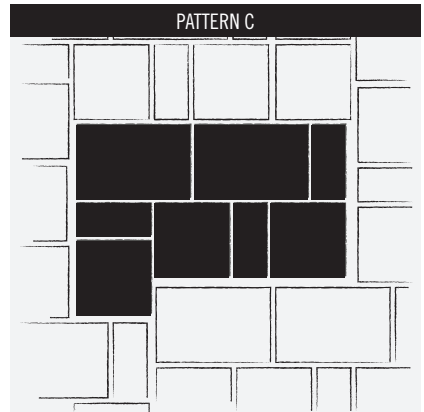
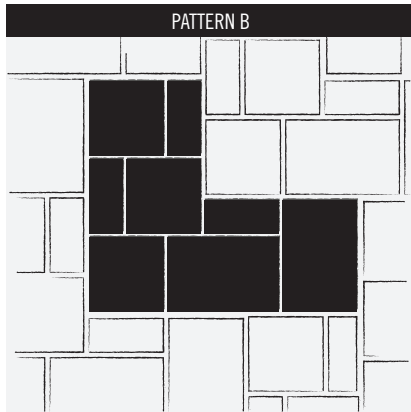



LAFITT® GRANA SLAB



Paver Laying Patterns

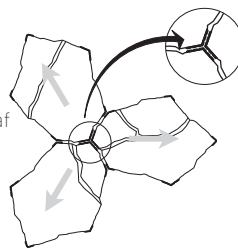
LAFITT® RUSTIC SLAB



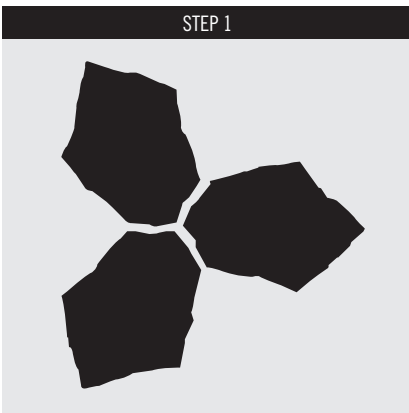
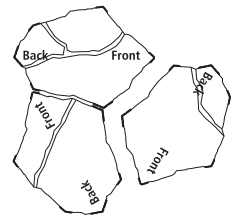
MEGA-ARBEL® & PATIO SLAB

Before you start, familiarize yourself with the Mega-Arbel pavers. Begin by placing 3 pavers together to form a cloverleaf.

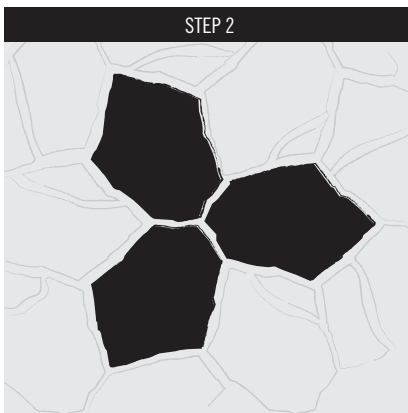
A set of 3 pavers forming a cloverleaf



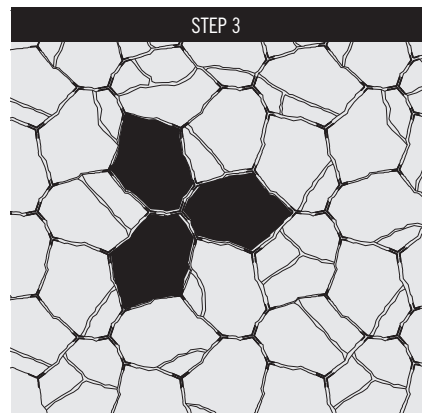
To make the installation easier, the front of the paver should point to the back of the other paver.



Begin by laying 3 pavers at the center of the surface to be covered.

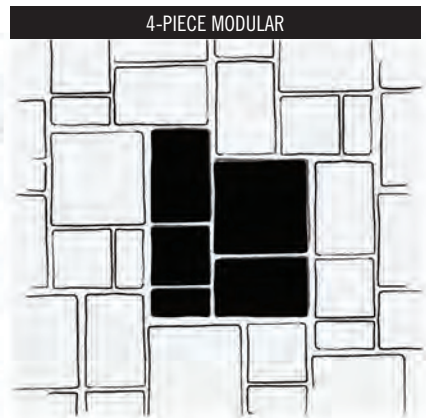
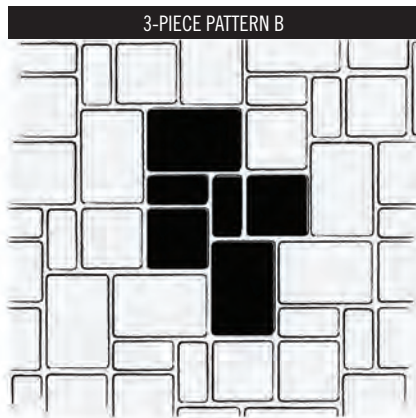
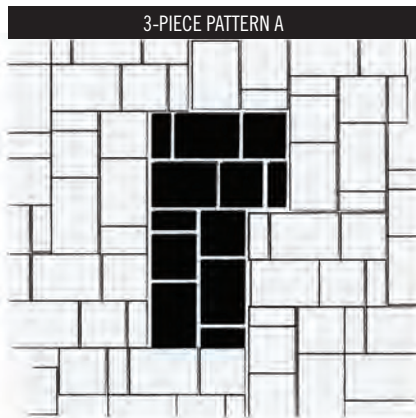


Add more sets of cloverleaves to fill in the surface to be covered.





Complete the balance of the surface to be covered with single pavers.

Paver Laying Patterns



33.33% Large Square


MODULINE SERIES® PLANK



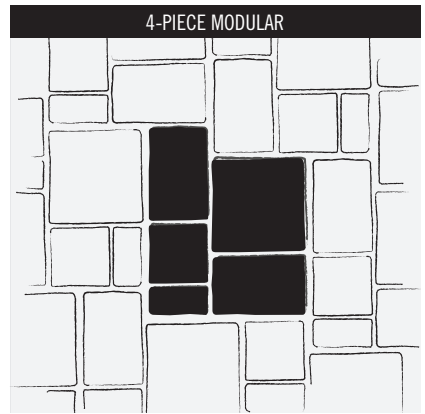
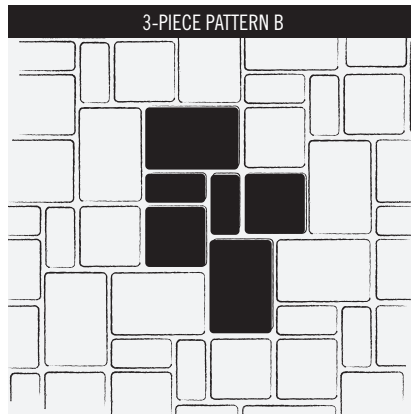

OLD WORLD PAVER™



PLAZA PAVER




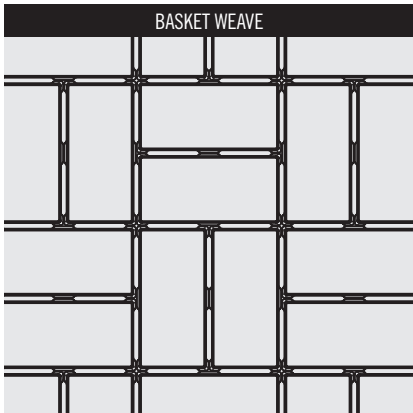
URBANA® STONE





33.33% Large Square

Permeable Paver Laying Patterns

AQUA ROC™



TURFSTONE™



PEACE OF MIND, GUARANTEED

LIFETIME TRANSFERABLE LIMITED WARRANTY

Oldcastle® APG, Inc. ("Belgard") is proud to inform you that all of our interlocking concrete paver and retaining walls ("Products") meet and/or exceed the requirements of ASTM C-936 and ASTM C-1372. Belgard® guarantees its Products against these standards for the lifetime of the Product defined by ICPI. This guarantee does not apply to splitting, chipping or other breakage that could be caused by impact, abrasion or overloading. This warranty is transferable. The original proof of purchase is required.

This warranty is only valid if the material is installed under the guidelines of the ICPI (www.ICPI.org), The NCMA (www.ncma.org) or the Belgard Installation Guideline Manual. Improper installation voids this warranty. This warranty is for residential applications only and does not apply to commercial applications. It is recommended that the job be installed by a Belgard Contractor Program participant who guarantees their workmanship for a minimum of 3 years from the date of install. For warranty service, contact belgard at 1-877-BELGARD. A service representative will investigate your claim within 10 business days. If the Belgard product fails to meet the specifications, Belgard will replace the defective product at no charge. Color matching cannot be guaranteed. Belgard will not be responsible for any replacement labor, consequential damages or incidental damages. This warranty gives you specific legal rights, and you may also have other rights which vary from state to state. Some states do not allow for the exclusion or limitation of incidental or consequential damages, so the above limitation or exclusion may not apply to you.

For specific information regarding warranty coverage and exclusions in regards to the Elements™ and Porcelain Paver products, please visit: Belgard.com/Warranty

STAY CONNECTED

 [OutdoorLivingbyBelgard](#)

 [Belgard](#)

 [BelgardHardscapes](#)

 [Belgard](#)

 [BelgardOutdoorLiving](#)

 [Belgard.com/Blog](#)



CPM LOCATION

4110 192nd St. East
Tacoma, WA 98446
Ph: 844-371-5138

